

Pediatric Pain Sourcebook

Submission and Review Form

Document information

Title: **The Faces Pain Scale - Revised (English & French)**

Purpose: **a scale for measurement of pain intensity in children by self-report, in both English & French**

Approval/ revision date: **May 5, 2001**

Keywords

document type: **protocol, guidelines, scale**

Intended audience: **healthcare professionals**

Institution type: **children's hospital, general hospital**

Drug type: **N/A**

Pain type: **disease, procedural, surgical/trauma, treatment related**

Delivery technique: **N/A**

Nonpharmacological treatments: **N/A**

Age: **child, adolescent**

Disease type: **N/A**

Submitter and institution information

Name: **Carl L. von Baeyer, PhD**

Title: **Professor of Psychology & Associate Member in Pediatrics**

Institution: **University of Saskatchewan**

Location: **Saskatoon, Saskatchewan, Canada**

Type of institution: **N/A**

Number of beds: **N/A**

Supervising specialist availability: **N/A**

Submitter's commentary:

The Faces Pain Scale - Revised (FPS-R) was adapted from the Faces Pain Scale (Bieri et al, 1990) in order to make it possible to score on the widely accepted 0-to-10 metric. It shows a close linear relationship with visual analog pain scales across the age range 4 through 16 years. It is easy to administer and requires no equipment except for the photocopied faces. The absence of smiles and tears in this faces scale may be advantageous. The FPS-R is recommended for use with younger children in parallel with numerical self-rating scales (0-to-10) for older children and behavioural observation scales for those unable to provide self-report.

References:

Hicks CL, von Baeyer CL, Spafford P, van Korlaar I, & Goodenough, B. The Faces Pain Scale - Revised: Toward a common metric in pediatric pain measurement. *Pain* 2001;93: 173-183.

von Baeyer CL, Spafford P, van Korlaar I, Hicks CL, Goodenough B. Validation of the Faces Pain Scale - Revised (FPS-R): Pain intensity in clinical and non-clinical samples. Poster presented to Canadian Pain Society, Montreal, May 2001.

Bieri D, Reeve R, Champion GD, Addicoat L and Ziegler J. The Faces Pain Scale for the self-assessment of the severity of pain experienced by children: Development, initial validation and preliminary investigation for ratio scale properties. *Pain* 1990;41:139-150.

von Baeyer CL, Hicks CL. Support for a common metric for pediatric pain intensity scales. *Pain Research and Management* 2000;5:157-160.

Reviewer's commentary:

published in peer-reviewed journal (see first reference above)

Reviewer: **N/A**

Faces Pain Scale – Revised (FPS-R)

From *Pediatric Pain Sourcebook*, www.painsourcebook.ca
Version: 7 Aug 2007 CL von Baeyer

In the following instructions, say "hurt" or "pain," whichever seems right for a particular child.




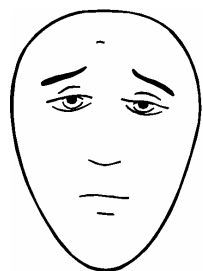
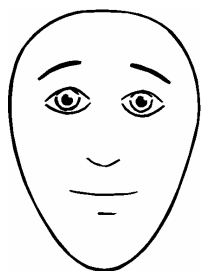
"These faces show how much something can hurt. This face [point to left-most face] shows no pain. The faces show more and more pain [point to each from left to right] up to this one [point to right-most face] – it shows very much pain. Point to the face that shows how much you hurt [right now]."

Score the chosen face 0, 2, 4, 6, 8, or 10, counting left to right, so '0' = 'no pain' and '10' = 'very much pain.' Do not use words like 'happy' and 'sad'. This scale is intended to measure how children feel inside, not how their face looks.

Permission for use. Copyright in the FPS-R is held by the International Association for the Study of Pain (IASP) © 2001. This material may be photocopied for non-commercial clinical and research use. To request permission from IASP to reproduce the FPS-R in a publication, or for any commercial use, please e-mail iaspdesk@iasp-pain.org For all other information regarding the FPS-R contact Tiina.Jaaniste@sesiahs.health.nsw.gov.au (Pain Medicine Unit, Sydney Children's Hospital, Randwick NSW 2031, Australia).

Sources. Hicks CL, von Baeyer CL, Spafford P, van Korlaar I, Goodenough B. The Faces Pain Scale – Revised: Toward a common metric in pediatric pain measurement. *Pain* 2001;93:173-183. Bieri D, Reeve R, Champion GD, Addicoat L, Ziegler J. The Faces Pain Scale for the self-assessment of the severity of pain experienced by children: Development, initial validation and preliminary investigation for ratio scale properties. *Pain* 1990;41:139-150.

0 2 4 Fold here 6 8 10



Faces Pain Scale – Revised (FPS-R)

Pediatric Pain Sourcebook, www.painsourcebook.ca
Version: 7 Aug 2007 CL von Baeyer

"Ces visages montrent combien on peut avoir mal. Ce visage (*montrer celui de gauche*) montre quelqu'un qui n'a pas mal du tout. Ces visages (*les montrer un à un de gauche à droite*) montrent quelqu'un qui a de plus en plus mal, jusqu'à celui-ci (*montrer celui de droite*), qui montre quelqu'un qui a très très mal. Montre-moi le visage qui montre combien tu as mal en ce moment."

Les scores sont de gauche à droite : 0, 2, 4, 6, 8, 10. 0 correspond donc à "pas mal du tout" et 10 correspond à "très très mal". Exprimez clairement les limites extrêmes : "pas mal du tout" et "très très mal". N'utilisez pas les mots "triste" ou "heureux". Précisez bien qu'il s'agit de la sensation intérieure, pas de l'aspect affiché de leur visage.

Permission pour l'usage. Copyright International Association for the Study of Pain (IASP) © 2001. Ce matériel peut être photocopié pour une utilisation clinique ou en recherches. Pour demander la permission de l'IASP de reproduire le FPS-R dans une publication, ou pour tout usage commercial, s'adresser à iaspdesk@iasp-pain.org Pour toute autre information concernant le FPS-R, s'adresser à Tiina.Jaaniste@sesiahs.health.nsw.gov.au (Pain Medicine Unit, Sydney Children's Hospital, Randwick NSW 2031, Australia).

Sources. Hicks CL, von Baeyer CL, Spafford P, van Korlaar I, Goodenough B. The Faces Pain Scale – Revised: Toward a common metric in pediatric pain measurement. *Pain* 2001;93:173-183. Bieri D, Reeve R, Champion GD, Addicoat L, Ziegler J. The Faces Pain Scale for the self-assessment of the severity of pain experienced by children: Development, initial validation and preliminary investigation for ratio scale properties. *Pain* 1990;41:139-150.

0

2

4

Plier

6

8

10

